
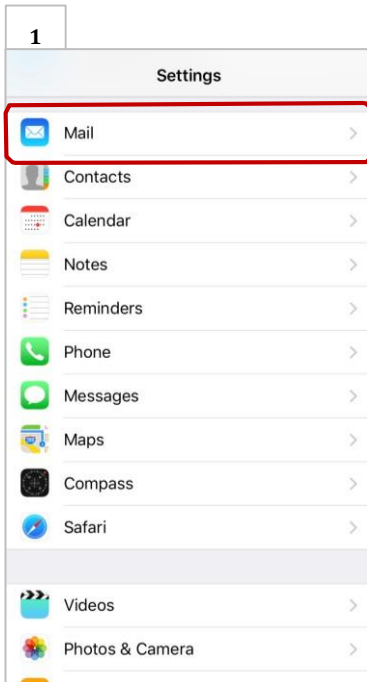


# Office365 Middlesex University Student Email Guide for iOS (iPhone, iPad)

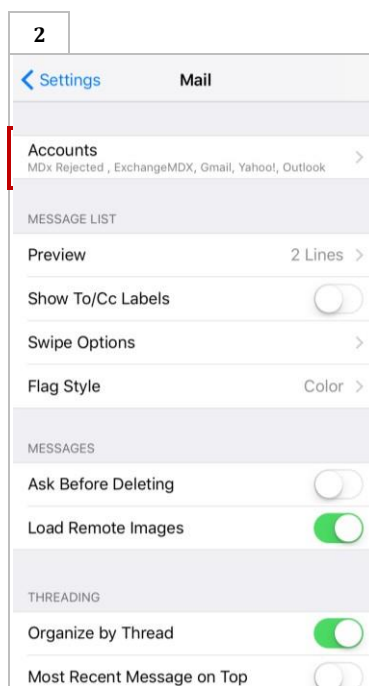


**Important Notice:** Please make sure you change the initial password given to you on enrolment to a new one before setting up your email on mobile for added security.

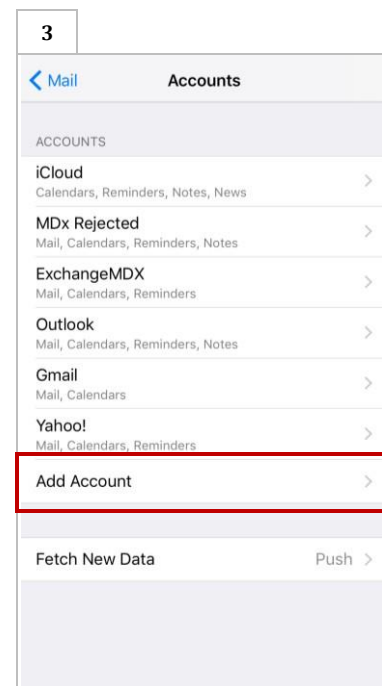
This guide will show you how to set up your Office365 for Middlesex University Student Email account on an iOS devices. Access the **Settings**  from your device.




On the Settings screen, select Mail.



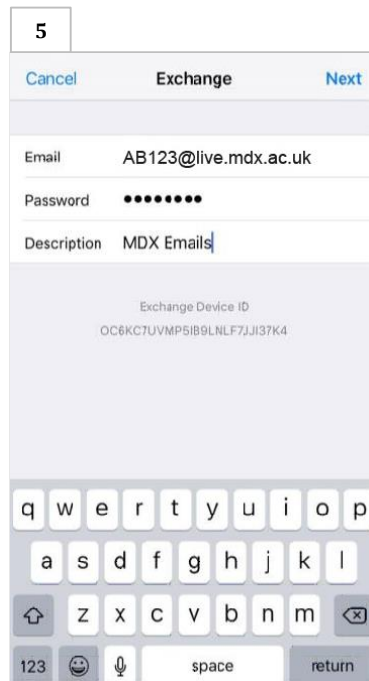
Select Accounts.



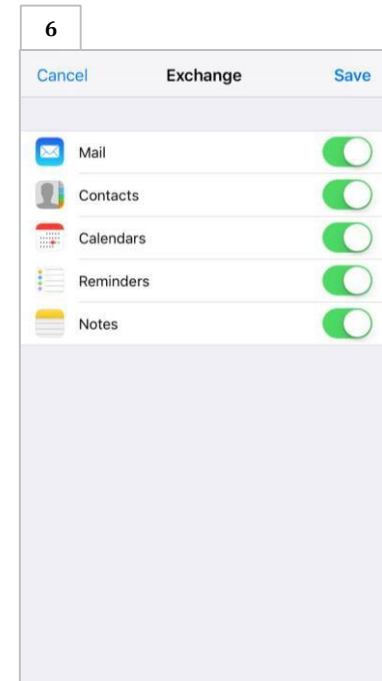
Select Add Account.



Select Exchange.



Enter your full Email Address (e.g. X.XXXX@mdx.ac.ae) and Password  
Click Next.



Turn on options to synch Mail (by default) and other options (at your own discretion)

Go back to your home screen and open Mail 